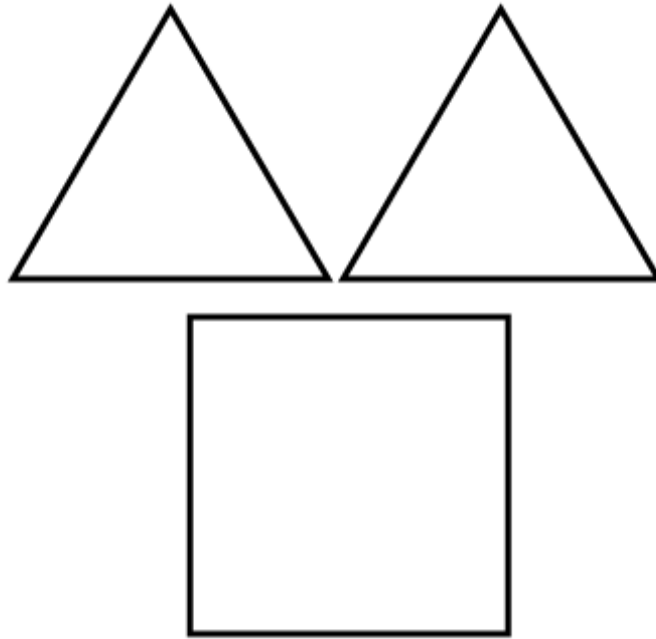


Pencil Control Skills Screen *for school-aged children*

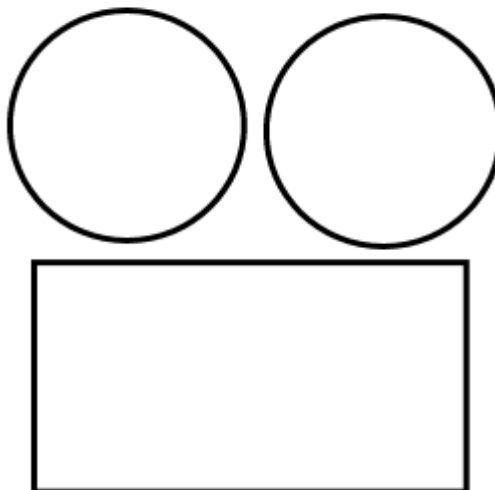
Accompanying Resources

Page 2	Reusable – print and cut out (ideally on card or laminated)
Page 3	Reusable – print and cut out (ideally on card or laminated)
Page 4	Reusable – print and cut out (ideally on card or laminated)
Page 5	Reusable – print in colour and cut out (ideally on card or laminated) – You may wish to blow up to A3
Page 6	One per child – print on paper (can be back to back with page 7)
Page 7	One per child – print on paper (can be back to back with page 6)


Cut out the shapes – for Q2a)



Cut out the shapes – for Q2b)



Q1a)




Q1c)



Q2a)



Q2b)



Q3b)



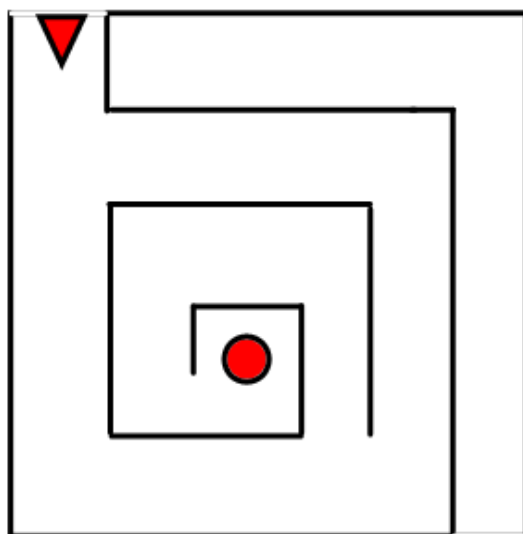
Q3a)



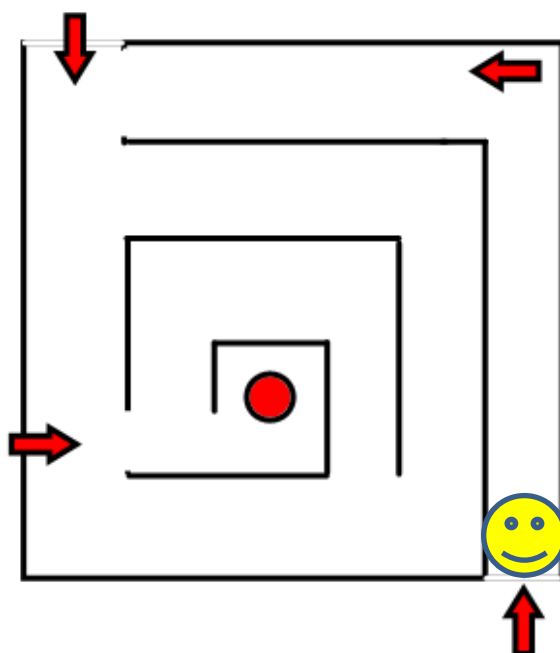
You will need a photocopy of this page for each child.
Q1c & Q1d)

Box 1	Box 2

Q3c)



Q3d)




You will need a photocopy of this page for each child.

Q4a and 4d)



Q4b and 4e)



Q4c and 4f)

